





LAND TRANSPORT



WATER TRANSPORT



AIR TRANSPORT






FIND THE CORRECT SHADOW



Vehicle Matchup

Match the vehicle with its transport mode



Circle the vehicles used for road transportation.



Train



Glider



Tractor



Ambulance



Yacht



Bus



Motorbike



Ship



Sailboat

AIR TRANSPORTATION

Direction: Identify and circle all the air transport.



Sea Transportation

What belongs on the water?

Click only on those pictures that are used on the water.



Land Water or Air



Transportation is how we move people and things from place to place.

Identify the mode (means) of transport.



Water

Land

Air



Water

Land

Air



Water

Land

Air



Water

Land

Air



Water

Land

Air

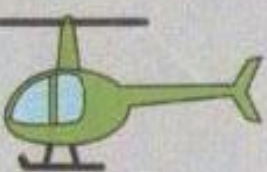


Water

Land

Air

HOW MANY?



Write the vowels...



C _ R



B _ S



T R _ _ N



B _ _ T



T R _ C K



B _ C _ C L _



_ _ R P L _ N _



It is a _____

• Complete the sentences, look at the example carefully



It is a **red** truck



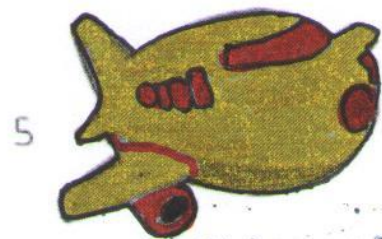
It is a



It is a

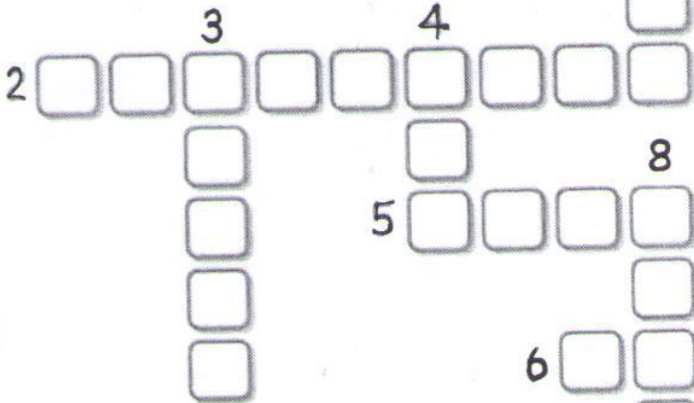



It is a



It is an

Crossword Puzzle



12